

VARIO 300 / PRESS 300 Furnace Packaging & Shipping Instructions

Client,

To help ensure your service experience is free from unnecessary added expense, please read the following:

1. Make sure you have all the original packaging in good condition.
 - a. Outer Box & Flat foam piece
 - b. Inner box & fitted foam pieces

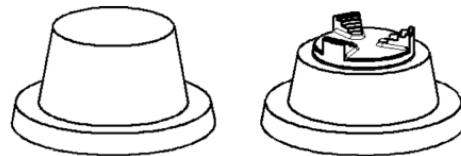


2. Reduce the idle temperature to 20°C.
Setup Oven -> Change Idle Temperature



3. Wait for the temperature to decrease to at least 100°C.

4. **Remove the firing tray or Press Firing tray and insert**



5. Close the table. Ensure it is all the way up.
NOTE: If the lift is not working you can use your hand to push the table up (it may take some strength. Proceed slowly).



6. Reduce the air pressure on the external pressure regulator to 0 psi



7. Turn the unit off and disconnect the power cables, vacuum hose and pressure hose.

8. Check for and remove any debris inside the packaging boxes.
9. Place the oven in the packaging
10. Take pictures of your packaging, inside the box and outside the box.
11. Call us for shipping arrangements:
 - GA OFFICE: (770) 921-2131
 - TX OFFICE: (972) 600-9187


Should you have any questions about packaging your furnace, please give us a call.

NOTE: A Supplemental instruction on packaging the oven is on the following page.



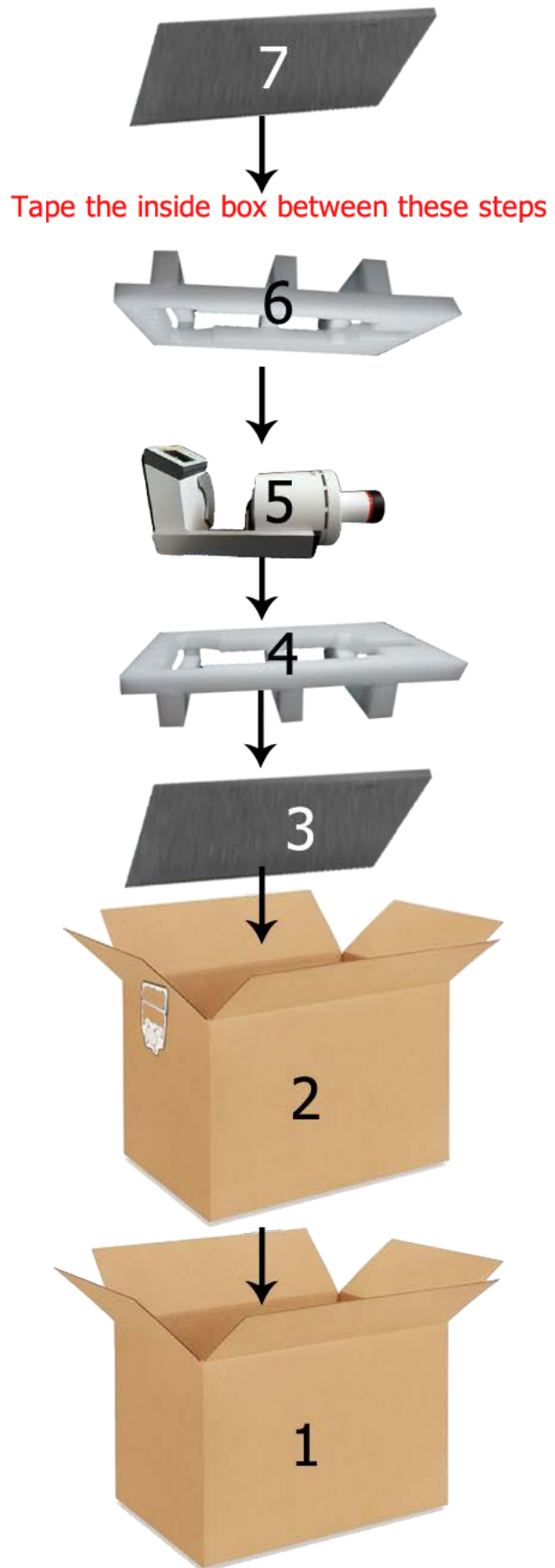
Note: Zubler USA is not liable for any damages that occur during shipping. These instructions are meant to assist our clients in protecting their oven from possible damage during shipment. In case of damage, only approved or properly packaged ovens will be covered by the carrier's coverage.

Thank you,
Zubler USA VARIO Servicer
Phone: +1 770-921-2131 / +1 972-600-9187
Email: cwilson@zublerusa.com
Web: www.zublerusa.com



7. Place tape on the box prior to placing the grey packaging foam on top of the inside box

At step 3. (On the right side of this page) the above pictures follow the sequence.





8. Remove any old shipping labels and stickers. Except FRAGILE)
9. Tape the outside box thoroughly.

Note: Once you call ZUBLER USA to ship your oven. Zubler USA will issue a UPS Pickup Call Tag. Please be aware UPS call tags take approximately 24 hours to process. Your oven should be picked up the following day.

Please call us if you have any questions.

Thank you,
ZUBLER USA
VARIO Service Department