

## CERAMIC ACCESSORIES



# FLEXRING SYSTEMS



**The Flexring System for all Kinds of Pressed Ceramics for different Ingot Sizes has been convincing for many Years due to Variability and intelligent Design.**

## Form Stability

In contrary to silicone rings this material guarantees:

- stability in form and dimension over a long period of daily use
- the perfect fit to the ring base without widening the edge and thereby preventing the leakage of the investment material

## Patented, ribbed Surface

The ribs inside of the ring former increase the surface area of the mold by 40 %.

The advantages for the pressing process:

- faster and more homogeneous heating of the ring from the outside to the inside
- homogeneous and faster cooling

## Sector Markings

The sectors marked inside the ring former and on the ring


- give the safety of an optimal positioning of the objects
- facilitate the locating of the objects for divesting
- save time and material while divesting (sandblasting)

## Elasticity

The unique composition of the synthetic material ensures

- free expansion of the investment compound during setting
- easy cleaning of the ring former under running water
- constant quality of the ring without formation of cracks

Lines to control the exact height of the objects



Height of sprue = horizontal separation line



Section containing the pressed objects



## Flexring 100 g Set - Ø 13 mm

- 100 g ring former
- Ring base for 3 g ingots (Ø 13 mm)
- Top cover for 100 g ring

Item-No. 20/0228

for Lithium Disilicate Ingots  
with Ø 13 mm



## Ring Base /Top Cover (3 - pack)

- For 100 g ring and ingots with Ø 13 mm

Item-No. 898/118

for Lithium Disilicate Ingots  
with Ø 13 mm



## Flexring 200 g Set - Ø 13 mm

- 200 g ring former
- Ring base for 3 g ingots (Ø 13 mm)
- Top cover for 200 g ring

Item-No. 20/0229

for Lithium Disilicate Ingots  
with Ø 13 mm



## Ring Base /Top Cover (3 - pack)

- For 200 g ring and ingots with (Ø 13 mm)

Item-No. 898/119

for Lithium Disilicate Ingots  
with Ø 13 mm



## Flexring 100 g Set - Ø 12 mm

- 100 g ring former
- Ring base for 2 g ingots (Ø 12 mm)
- Top cover for 100 g ring

Item-No. 20/0232



## Flexring

- For 100 g ring - Item-No. 558/150
- For 200 g ring - Item-No. 558/1512
- For 300 g ring - Item-No. 558/1513



## Flexring 200 g Set - Ø 12/16 mm

- 200 g ring former
- Ring base for 2 g ingots (Ø 12 mm) or
- Ring base for 5 g ingots (Ø 16 mm)
- Top cover for 200 g ring

Item-No. 20/0231 (Ø 12 mm)

Item-No. 20/0230 (Ø 16 mm)



## Ring Base

- For 100 g ring /2 g ingots Ø 12 mm - Item-No. 563/07508
- For 200 g ring/ 2 g ingots Ø 12 mm - Item-No. 563/07501
- For 200 g ring/ 5 g ingots Ø 16 mm - Item-No. 563/07530
- For 300 g ring/ 2 g ingots Ø 12 mm - Item-No. 563/07503
- For 300 g ring/ 5 g ingots Ø 16 mm - Item-No. 563/07504



## Flexring 300 g Set - Ø 12/16 mm

- 300 g ring former
- Ring base for 2 g ingots (Ø 12 mm) or
- Ring base for 5 g ingots (Ø 16 mm)
- Top cover for 300 g ring

Item-No. 898/213 (Ø 12 mm)

Item-No. 898/236 (Ø 16 mm)



## Top Cover

- For 100 g ring - Item-No. 563/075101
- For 200 g ring - Item-No. 563/07502
- For 300 g ring - Item-No. 563/07505



# DISPOSABLE PLUNGERS



## For Pressing of Dental Ceramics and Lithium Disilicate

One of the major challenges in the laboratory daily work is the avoidance of error sources, which prevent consistent results. More than 8 million press plungers sold in a few years provide evidence of the efficient and safe processing of lithium disilicate pressed ceramics.

- The use of disposable press plungers prevents a heat accumulation after the pressing process, caused by the contact of the plunger with the **lithium disilicate** pressed ceramic
- Does not require a separator when pressing **lithium disilicate**
- Easy handling
- No preheating
- The cleaning of press residues is not necessary
- Simply dispose of after use

## Better Results when pressing Lithium Disilicate

**Zubler® disposable plungers** have convinced the users due to their advantages in terms of pressing results, handling and profitability.

From the use of aluminum oxide plungers there result the greatest sources of error when processing pressed ceramics. They are jointly responsible for short pressings and cracking. Due to their unique material components **Zubler® disposable plungers** prevent cracking in the transition zone between ceramic and plunger.

No sticking together of the pressing unit with non-removed ceramic residues on the Alox plunger and no conical plunger after repeated blasting.



## Disposable Plungers in different Sizes for various Applications

Different sizes of the ingots require plungers in various sizes and lengths. To provide highest possible constancy to your pressing results and to avoid as far as possible variables that arise when using Alox plungers, **Zubler® disposable plungers** offer the ideal solution.

From the table below you can find the appropriate size of the plunger for each processing type from diameters of 12 mm for metal and zirconium pressed ceramics, to 16 mm for ingot sizes of five grams, to diameters of 13 mm for lithium disilicate glass ceramics.

Ø Diameter	Item-No.	Application	Ingots
ø 12 mm	20/0235	press to zirconium press to metal all-ceramic	2 g 2 g 2 g
ø 16 mm	20/0237	press to metal	5 g

Ø Diameter	Item-No.	Application	Ingots
ø 13 mm	20/0238	press to zirconium	3 g
ø 13 mm	20/0238	pressing of lithium disilicate	2 g 3 g 6 g
ø 13 mm, short	20/0241	pressing of lithium disilicate multi layer ingots	4 g

## Disposable plunger or Alox-plunger?



Ceramic button pressed with disposable plunger



Ceramic button pressed with Alox-plunger



Typical marks of use and potential sources of error with Alox-plungers

## Disposable Plungers

Ø 13 mm

■ Packing unit: 50 pcs.

Item-No. 20/0238



for Lithium Disilicate Ingots  
with Ø 13 mm

## Disposable Plungers

Ø 13 mm, short

■ Packing unit: 50 pcs.

Item-No. 20/0241



suitable for  
IPS e.max® Press Multi\*

## Disposable Plungers

Ø 12 mm

■ Packing unit: 50 pcs.

Item-No. 20/0235



## Disposable Plungers

Ø 16 mm

■ Packing unit: 28 pcs.

Item-No. 20/0237



# INVESTMENT COMPOUND



## CONCEPT VEST™ - Special Investment for Lithium Disilicate Ceramics

This investment which was especially developed for processing of Lithium Disilicate Glass Ceramics guarantees...

- perfect surfaces
- a minimal reaction layer after pressing
- high detail reproduction of the pressed objects
- consistent expansion values due to strict quality controls



## CONCEPT VEST™ Powder

25 x 100 g

Item-No. 898/2066

50 x 100 g

Item-No. 898/2065



## Mixing Liquid

1 Liter

Item-No. 898/204



**EASY-FIX™**  
**EASY-GRIP™**



**Ready for use, fireproof Material for the Manufacture of individual Firing Trays**



Easy-Fix™ is a ready for use, fireproof material for the production of individual firing trays. With its soft, creamy consistency it has exceptional processing characteristics, which enable the technician to fix inlays, onlays, veneers, crowns and bridges on pins or directly on the firing tray.




Pressed ceramic objects on which cracks occurred, can be safely fixed on the firing tray and put into the oven for a correction firing. The fitting accuracy is retained, warping of shoulders and margins during firing are a thing of the past.

**Easy-Fix™**  
Item-No. 20/0550

**Easy-Grip™**  
Item-No. 20/0500


**Repair of pressed objects**



**Fixing of all-ceramic objects**



**Fixing of metal ceramic objects**



# conceptPress TRAINING KIT



## The excellent Training Method to combine Digital and Conventional Dental Technology

In order to perfect the press technology of lithium disilicate ceramics, we provide you excellent documentation with this training kit. Three different restoration possibilities (anterior tooth for the cut-back technique, premolar and molar-onlay for the staining technique) were scanned and milled in wax with a milling machine (DC5 /Dental Concept Systems) accurately fitting for the model included in the kit.

Use these wax parts to optimize the press technique for lithium disilicate in your lab, without the time loss created by modeling the objects and convince yourself of the extraordinary fit of the "mill and press technique". Finished with DC Ceram™ 9.2 ceramics and conceptArt stains, you will hold in your hands all-ceramic restorations of highest precision and quality.



## conceptPress Training Kit

Content:

- Model for Training
  - Wax Blank, milled Ø 98 mm
  - 5 Lithium Disilicate Ingots
  - Stains
  - Glaze & Glaze Liquid
  - DC Ceram™ 9.2 Enamel
  - Build up Liquid
  - Ring Base Ø 13 mm Plunger
  - Disposable Plungers
- Item-No. 46-1007**

**ceramay®**  
dentalceramics







B00233 / 03-2017



CE B 0 0 2 3 3

Distributed by:

**zubler**<sup>®</sup>  
dental & technik

Zubler Gerätebau GmbH  
Buchbrunnenweg 26  
D - 89081 Ulm-Jungingen

Tel.: + 49 (0) 731 - 14 52 0  
Fax: + 49 (0) 731 - 14 52 13  
www.zubler-group.de