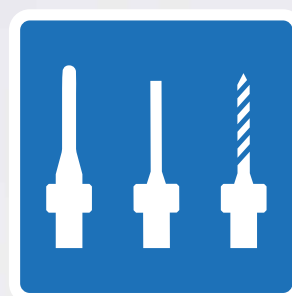


CAD/CAM TOOLS

and accessories

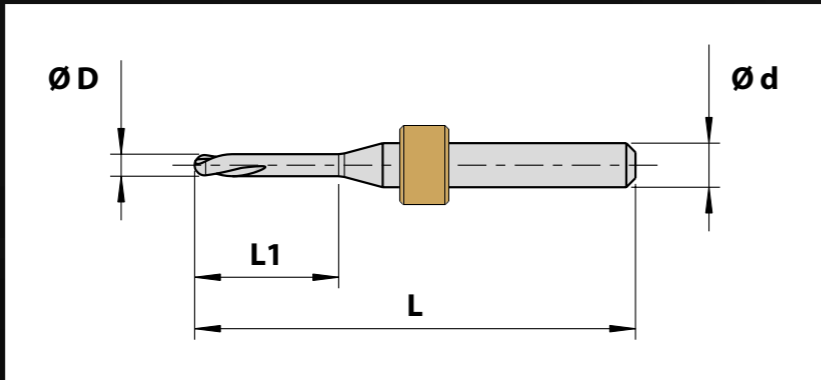
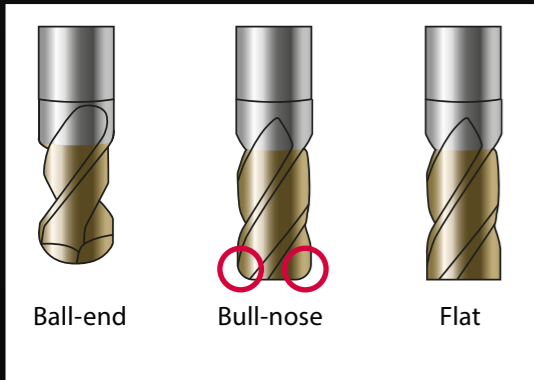


PRECISION WITHIN A SYSTEM

Milling tools from Dental Concept Systems are for the machining of all commercially available dental materials and have been developed exclusively for dental automation.

DC milling tools are adapted directly to the requirements of the milling systems from Dental Concept Systems and provide process reliability for dental technicians using a wide variety of materials. The substrate, cutting edge geometry, finishing treatment and coating have been adapted to suit a diverse range of materials and developed taking into account today's modern milling strategies and CAM software templates.

The clear colour coding guides the dental technician reliably through the tools lines, by matching the tools with their respective applications to optimize tool selection and avoid mistakes. In addition to the **BLUE LINE** for CoCr, the **TURQUOISE LINE** for titanium and the **GREEN LINE** for glass/ceramic processing, Dental Concept Systems offers milling tools for the processing of zirconium oxides with 3 different coatings. Depending on the type and quality zirconium oxide, different tools are used to deliver precise machining. The **SILVER LINE** offers polished cutting edges for durable premium materials, the **RED LINE** offers secure machining of translucent zirconium oxides, the **YELLOW LINE** offers longer service life and is also suitable for the machining of PMMA, Composite and PEEK or similar materials.



Formula		Parameter
Cutting speed	$V_c = \frac{\pi * d * n}{1000}$	V_c = Cutting speed (mm/min)
		d = Tool diameter (mm)
		n = Speed (rpm)
Feed speed	$V_f = f_z * n * z$	V_f = Feed speed(mm/min)
		f_z = Tooth feed (mm/min)
		n = Speed (rpm)
		z = Tooth number (-)
Cutting capacity	$P_c = \frac{Q}{V_{sp}}$	P_c = Cutting capacity (kW)
		Q = Chip volume per unit time (cm³/min)
		V_{sp} = Spec. chip-cutting volume (cm³/min/kW)
Chip volume per unit time	$P_c = a_e * a_p * v_f$	Q = Chip volume per unit time (cm³/min)
		a_e = Radial working engagement (mm)
		a_p = Cutting depth (mm)
		v_f = Feed speed (mm/min)

BLUE LINE CoCr

For the machining of CoCr steels

Pages 4 - 5

BLUE LINE Implant

For the machining of implant-borne geometries in CoCr

Pages 6 - 7

TURQUOISE LINE Titanium

For the machining of pure titanium and titanium

Pages 8 - 9

TURQUOISE LINE Implant

For the machining of implant-borne geometries in titanium

Pages 10 - 11

SILVER LINE

For the machining of zirconium oxides

Pages 14 - 15

YELLOW LINE

For the machining of all zirconium oxides, PMMA, composite and PEEK

Pages 16 - 17

RED LINE

For the machining of all zirconium oxides, incl. translucent and sensitive zirconium oxides

Pages 18 - 19

GREEN LINE

For the grinding of ceramic materials

Pages 20 - 21

CAD/CAM ACCESSORIES

MAGAZINES AND PICK-UP STATIONS

Pages 22 - 23

MILLING TECHNOLOGY ACCESSORIES

Pages 24 - 25

FLUIDS AND ACCESSORIES

Pages 26 - 27

MILLING MACHINE ACCESSORIES

Pages 28 - 29

SCAN AND SUCTION PRODUCTS

Pages 30 - 31



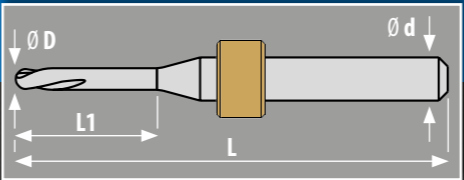
The cutting edge geometry of these tools is designed to cope with high stress during hard machine cutting.

The **BLUE LINE** coating improves resistance to abrasion and features an impressive resistance to oxidation and hot hardness. The very low friction value of the tools reduces heat development and milling forces at the cutting edges. Flat milling bits for the machining of abutments and bridges as well as, high-feeding-rate milling bits for speed-roughing are available.

The machining of CoCr presents a particular challenge to milling tools. Dental Concept Systems tools are intended for the dry machining of restorations and are suitable in terms of both quality and form for the manufacture of primary and secondary parts as well as extensive bridge constructions. The geometries and coatings are no accident, but rather the result of many years of experience matching DC Milling systems and it's proprietary software components to enhance tool performance.

Grave errors can be made when purchasing CoCr blanks. Non-machinable constituents or inhomogeneous inclusions can quickly ruin a complete set of milling burs and vastly overheat the milling areas. The consequential damages outweigh any offer of savings.

IMPORTANT NOTICE!



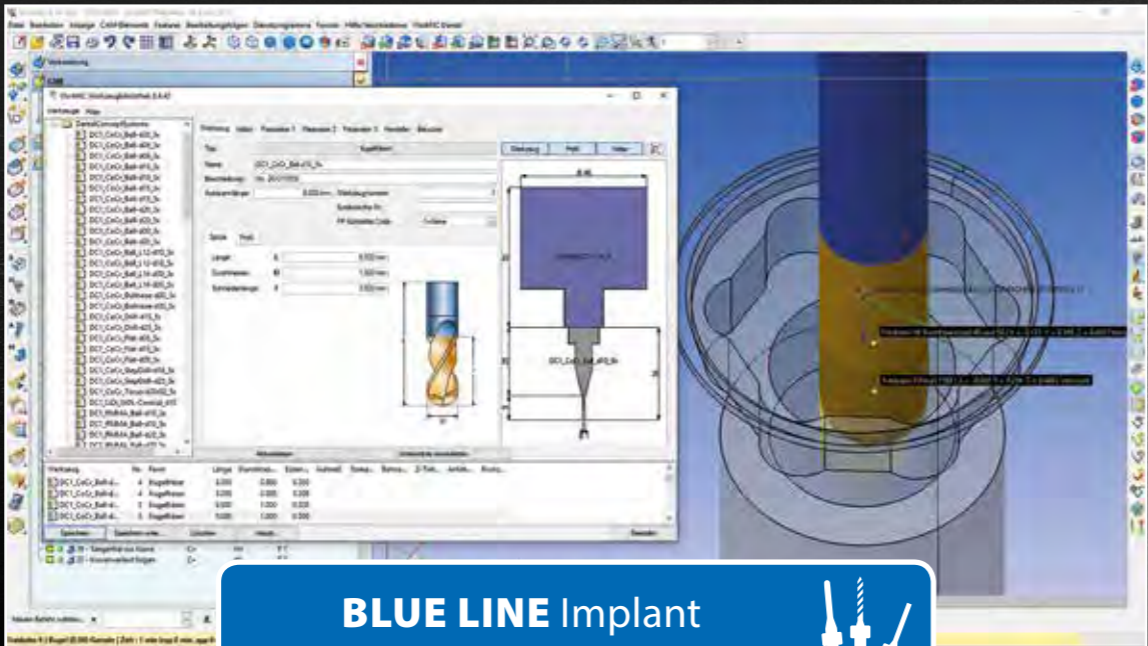
Item number	Milling materials	Shank d	Cutting edge D	Length L	Clearance L1	Cutting edges z
 20-010603	CoCr	6 mm	0.6 mm	57 mm	3 mm	2
 20-011009	CoCr	6 mm	1.0 mm	57 mm	9 mm	2
 20-011514	CoCr	6 mm	1.5 mm	57 mm	14 mm	2
 20-011508	CoCr	6 mm	1.5 mm	57 mm	8 mm	4
 20-012014	CoCr	6 mm	2.0 mm	57 mm	14 mm	2
 20-013016	CoCr	6 mm	3.0 mm	57 mm	16 mm	2
 20-113018	CoCr	6 mm	3.0 mm	57 mm	18 mm	4
 20-013020	CoCr	6 mm	3.0 mm	57 mm	20 mm	2
 20-021514	CoCr	6 mm	1.5 mm	57 mm	14 mm	2
 20-021520	CoCr	6 mm	1.5 mm	57 mm	20 mm	2
 20-113014	CoCr	6 mm	3.0 mm	55 mm	14 mm	4

BLUE LINE Implant
For the machining of implant-borne geometries in CoCr

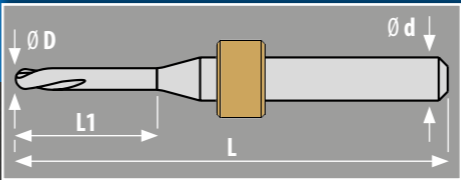


The vast experience of the DCS developers is reflected in the BLUE LINE for implants . Tools that enable the user to mill implant geometries direct from the blank are without question the icing on the cake.

Apart from Ball-endmilling bits, flat milling bits and torus milling bits, the product range offers drill bits and stepped drill bits for implantology. These tools share the high quality of their counterparts and also come with the high-grade BLUE LINE coating. These tools are intended for advanced CAD/CAM users only.



BLUE LINE Implant
Version 3.0



Item number	Milling materials	Shank d	Cutting edge D	Length L	Clearance L1	Cutting edges z
20-010503	CoCr	6 mm	0.5 mm	57 mm	3 mm	2
20-011012	CoCr	6 mm	1.0 mm	57 mm	12 mm	2
20-020505	CoCr	6 mm	0.5 mm	57 mm	5 mm	2
20-021506	CoCr	6 mm	1.5 mm	57 mm	6 mm	3
20-022006	CoCr	6 mm	2.0 mm	57 mm	6 mm	3
20-112016	CoCr	6 mm	2,0 mm (r0.2)	57 mm	16 mm	3
20-121663	CoCr	6 mm	1.6 mm	57 mm	6,35 mm	2
20-122063	CoCr	6 mm	2.0 mm	57 mm	6,35 mm	2
20-131516	CoCr	6 mm	1.5 mm	57 mm	16 mm	2
20-132520	CoCr	6 mm	2.5 mm	57 mm	20 mm	2
20-202020	CoCr	6 mm	2,0 mm	57 mm	20 mm	2
20-201512	CoCr	6 mm	1.5 mm (r0.2)	57 mm	12 mm	3
20-201516	CoCr	6 mm	1.5 mm (r0.2)	57 mm	16 mm	3
20-200303	CoCr	6 mm	0.3 mm	57 mm	3 mm	2

TURQUOISE LINE Titanium

For the machining of pure titanium and titanium



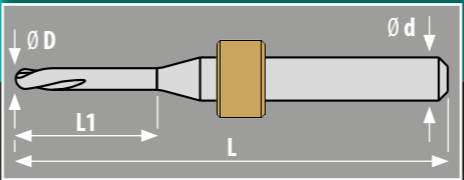
The geometry and coating of **TURQUOISE LINE** tools are specially tailored to the machining of titanium and enable precise milling results when used in conjunction with **metal coolant 014**.


The main areas of use of the **TURQUOISE LINE** are high-quality milled surfaces without discolouration for implants, supraconstructions, prefaces and abutments.

A special coating was specifically developed to ensure precise machining, long service life and alignment to the material properties when wet machining titanium. The control software and CAM software both take into account, the special geometry and angle of inclination of the cutting edges to deliver the best result.

Milling tools, used for titanium, may not be used for CoCr afterwards.
The cutting edges of the tools change due to the properties of pure titanium and titanium alloys.
Therefore: once a titanium milling bit – always a titanium milling bit!

PLEASE NOTE!



Item number	Milling materials	Shank d	Cutting edge D	Length L	Clearance L1	Cutting edges z
 20-140603	Titanium	6 mm	0.6 mm	57 mm	3 mm	2
 20-141009	Titanium	6 mm	1.0 mm	57 mm	9 mm	2
 20-141514	Titanium	6 mm	1.5 mm	57 mm	14 mm	2
 20-141508	Titanium	6 mm	1.5 mm	57 mm	8 mm	4
 20-142014	Titanium	6 mm	2.0 mm	57 mm	14 mm	2
 20-143016	Titanium	6 mm	3.0 mm	57 mm	16 mm	2
 20-163018	Titanium	6 mm	3.0 mm	57 mm	18 mm	4
 20-143020	Titanium	6 mm	3.0 mm	57 mm	20 mm	2
 20-151514	Titanium	6 mm	1.5 mm	57 mm	14 mm	2
 20-151520	Titanium	6 mm	1.5 mm	57 mm	20 mm	2
 20-163014	Titanium	6 mm	3.0 mm	55 mm	14 mm	4

TURQUOISE LINE Implant

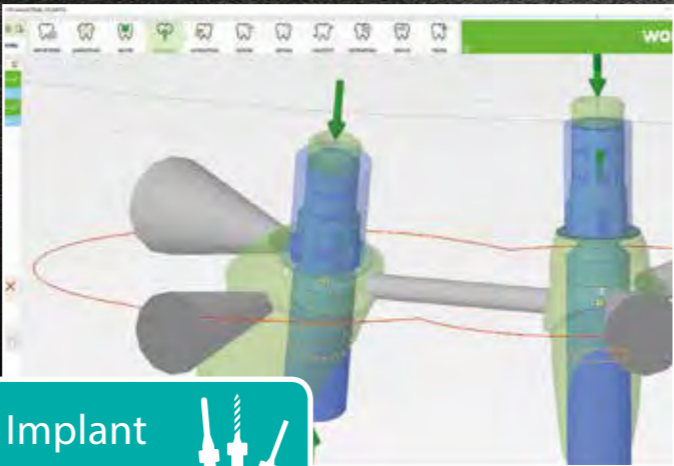
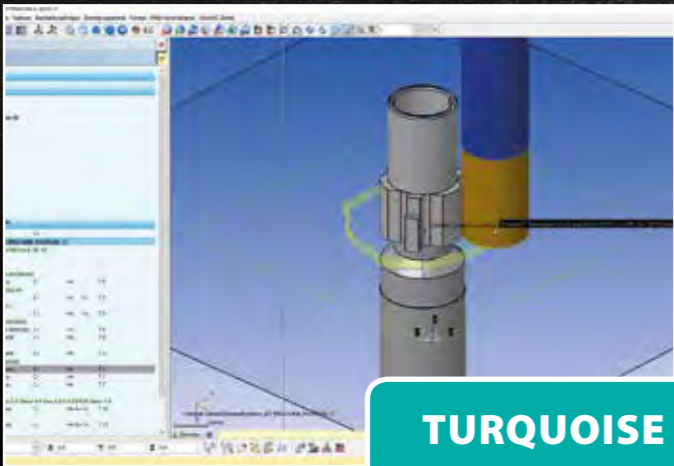
For the machining of implant-borne geometries in titanium



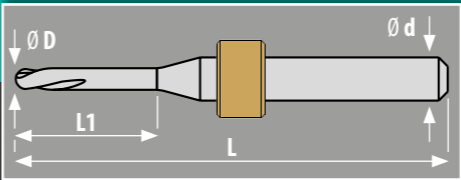
Since titanium is the preferred material in implantology, it should come as no surprise that Dental Concept Systems places a particular emphasis on these tools throughout their systems.















As with the CoCr tools in the **BLUE LINE**, important tools for implants are offered for use with titanium in the **TURQUOISE LINE**. Apart from Ball-endmilling bits, flat milling bits and torus milling bits, the product range offers drill bits and stepped drill bits for implants. Naturally the bits are intended for use with “wet” machining, which is imperative when machining titanium.


When machine pure titanium, the **TURQUOISE LINE** ensures reliable production through the long term stability and accuracy of the tools cutting edges.



TURQUOISE LINE Implant
Version 3.0



Item number	Milling materials	Shank d	Cutting edge D	Length L	Clearance L1	Cutting edges z
 20-140503	Titanium	6 mm	0.5 mm	57 mm	3 mm	2
 20-141012	Titanium	6 mm	1.0 mm	57 mm	12 mm	2
 20-150505	Titanium	6 mm	0.5 mm	57 mm	5 mm	2
 20-151506	Titanium	6 mm	1.5 mm	57 mm	6 mm	2
 20-152006	Titanium	6 mm	2.0 mm	57 mm	6 mm	3
 20-162016	Titanium	6 mm	2.0 mm (r 0.2)	57 mm	16 mm	3
 20-171663	Titanium	6 mm	1.6 mm	57 mm	6.35 mm	2
 20-172063	Titanium	6 mm	2.0 mm	57 mm	6.35 mm	2
 20-181516	Titanium	6 mm	1.5 mm	57 mm	16 mm	2
 20-182520	Titanium	6 mm	2.5 mm	57 mm	20 mm	2
 20-212020	Titanium	6 mm	2.0 mm	57 mm	20 mm	2
 20-211512	Titanium	6 mm	1.5 mm (r 0.2)	57 mm	12 mm	3
 20-211516	Titanium	6 mm	1.5 mm (r 0.2)	57 mm	16 mm	3
 20-210303	Titanium	6 mm	0.3 mm	57 mm	3 mm	2



DC milling tools are matched with particular care to the characteristics of the systems. The correct choice of substrate, geometries and surfaces is a science in its own right. A lengthy development path must be traversed and countless practical test results must be analyzed before a milling tool can be manufactured. Milling bits are often modified many times and endure rigorous testing before they can really be released to our clients. The templates in the CAM software are specially calibrated to the tools and continually adapted when optimising the geometries. When it comes to milling tools, the user quickly notices whether care and effort were involved in their manufacture.

Efficiency and complexity are the secrets of a fruitful production chain.

So that system users can benefit from this symbiosis with its promise of success, a team of programmers, engineers, cutters and dental technicians work around the clock on new ideas and methods for the entire range of materials offered by Dental Concept Systems. Dental Concept Systems always provides users with the necessary process reliability for all system components.

The goal is unimpaired production flow in the dental laboratory.

The broad range of milling tools available for DCS systems allow the user to securely explore new possibilities with tool systems aligned to the materials and applications demanded by the market. Initially a modest product range, the lines and tool offerings expand and continue to grow with an ever increasing application bandwidth. Modern dental technicians demand simple operability with the performance of industrial standards.

As a system supplier, Dental Concept Systems is able to meet these demands. Since all components originate from a single source, it is possible for us to creatively combine user-friendly operability with continuous adaptation to evolving market conditions.



SILVER LINE

For the machining of zirconium oxides



SILVER LINE tools are for the machining of unfired high-performance ceramics such as zirconium oxide and aluminium oxide. These uncoated tools feature a special geometry and refined surface quality. **SILVER LINE** tools can be combined with **YELLOW LINE** and **RED LINE** tools to enhance applications. Due to the polished cutting edges, a 0.3 mm tool and single-flute cutters are also available for the machining of high-performance waxes.

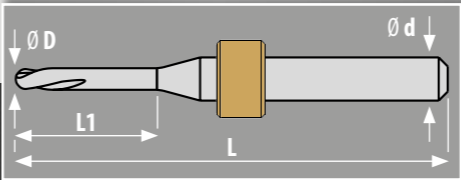
The cutting edge sharpness of these tools is fully exhibited because they are not rounded by a surface coating. These tools illustrate this advantage when being used in areas where fine detail is crucial. Machining with uncoated cutting edges produces superior results, even with sensitive zirconium oxides. As the third line of tools in a comprehensive catalog, The **SILVER LINE** completes the system's offerings for the machining of zirconium oxide.



Single-flute cutters for machining wax are also available. The special geometry of these wax milling bits are particularly suitable for the machining of waxes for pressed ceramics offered by Zubler.

ZIRCONIA

WAX



Item number	Milling materials	Shank d	Cutting edge D	Length L	Clearance L1	Cutting edges z
 20-030302	Zirconia, Wax	6 mm	0.3 mm	57 mm	2 mm	2
 20-030606	Zirconia, Wax	6 mm	0.6 mm	57 mm	6 mm	2
 20-030612	Zirconia, Wax	6 mm	0.6 mm	57 mm	12 mm	2
 20-031016	Zirconia, Wax	6 mm	1.0 mm	57 mm	16 mm	2
 20-031020	Zirconia, Wax	6 mm	1.0 mm	57 mm	20 mm	2
 20-032020	Zirconia, Wax	6 mm	2.0 mm	57 mm	20 mm	2
 20-032025	Zirconia, Wax	6 mm	2.0 mm	57 mm	25 mm	2
 20-031115	Wax	6 mm	1.0 mm	57 mm	15 mm	1
 20-032120	Wax	6 mm	2.0 mm	57 mm	20 mm	1

Uncoated tools offer clear advantages.
This enables us to offer a milling bit in the SILVERLINE with a cutting edge of just 0.3 mm!
This tool can be combined with all other tools and enables the machining of fissures or narrow cavities.

ADVANTAGE!

YELLOW LINE

For the machining of all zirconium oxides, PMMA, composite and PEEK

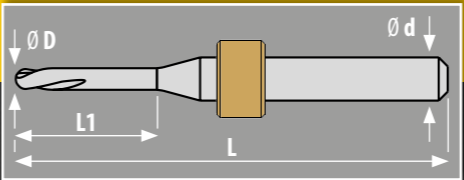


YELLOW LINE tools feature a special coating that ensures an extremely smooth surface finish and optimizes resistance to wear.

YELLOW LINE tools were specifically designed to produce high quality results when machining PMMA, COMPOSITES, PEEK, materials for occlusal splints, or when dry machining.

YELLOW LINE tools can also be used to machine zirconium oxide or in wet machining applications, making them extremely versatile and perfectly suited for use with automation.

The long service life from the „diamond like“ coating, combined with the versatility of this line results in an exceptional price/performance ratio. Furthermore, these the **YELLOW LINE** tools can be combined with the **SILVER** and **RED LINES** to further enhance machining applications.



Item number	Milling materials	Shank d	Cutting edge D	Length L	Clearance L1	Cutting edges z
 20-040606	Zirconia, Wax, PMMA, Composite	6 mm	0.6 mm	57 mm	6 mm	2
 20-040612	Zirconia, Wax, PMMA, Composite	6 mm	0.6 mm	57 mm	12 mm	2
 20-041016	Zirconia, Wax, PMMA, Composite	6 mm	1.0 mm	57 mm	16 mm	2
 20-041020	Zirconia, Wax, PMMA, Composite	6 mm	1.0 mm	57 mm	20 mm	2
 20-042020	Zirconia, Wax, PMMA, Composite	6 mm	2.0 mm	57 mm	20 mm	2
 20-042025	Zirconia, Wax, PMMA, Composite	6 mm	2.0 mm	57 mm	25 mm	2
 20-043025	Zirconia, Wax, PMMA, Composite	6 mm	3.0 mm	57 mm	25 mm	2

When machining Composite, PEEK and PMMA, the inclination of the cutting edges of the milling tool and its coating are important details if you wish to dry-mill. The rule of thumb is: those who dry-mill see more!



RED LINE

For the machining of all zirconium oxides, incl. translucent and sensitive zirconium oxides

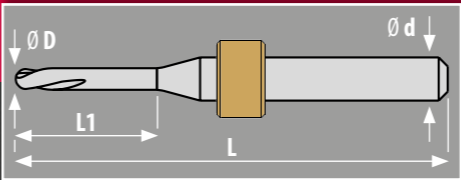












The **RED LINE** coating was developed especially for translucent and sensitive zirconium oxides. Thanks to the particularly smooth nano-crystalline structure of the highly abrasion-resistant diamond coating, service life is increased considerably, especially with extremely abrasive materials.

The associated reduction in cutting forces prevents chipping even in 5-axis high-speed machining and enables milling procedures with very fine edges.

For particularly demanding applications the **RED LINE** milling tools feature 3 cutting edges, giving them exceptional running smoothness for minimal vibration transmission during machining.

The high performance of **RED LINE** milling tools and their ability to remain in the system for continuous use, make them a very popular tool line among DCS System users machining zirconium.



Item number	Milling materials	Shank d	Cutting edge D	Length L	Clearance L1	Cutting edges z
 20-070606	Zirconia, Zirconia translucent	6 mm	0.6 mm	57 mm	6 mm	2
 20-070612	Zirconia, Zirconia translucent	6 mm	0.6 mm	57 mm	12 mm	2
 20-071012	Zirconia, Zirconia translucent	6 mm	1.0 mm	57 mm	12 mm	2
 20-071016	Zirconia, Zirconia translucent	6 mm	1.0 mm	57 mm	16 mm	2
 20-191016	Zirconia all versions Zirconia special	6 mm	1.0 mm	57 mm	16 mm	3
 20-071020	Zirconia, Zirconia translucent	6 mm	1.0 mm	57 mm	20 mm	2
 20-072020	Zirconia, Zirconia translucent	6 mm	2.0 mm	57 mm	20 mm	2
 20-192020	Zirconia all versions Zirconia special	6 mm	2.0 mm	57 mm	20 mm	3
 20-072025	Zirconia, Zirconia translucent	6 mm	2.0 mm	57 mm	25 mm	2
 20-192025	Zirconia all versions Zirconia special	6 mm	2.0 mm	57 mm	25 mm	3

Convince yourself of the capability of your CAM software!
Automatic residual material recognition with reliable collision check
enables faster milling times with longer tool life
and offers reliable results!

ADVANTAGE
SYSTEM!

GREEN LINE

For the grinding of ceramic materials



The **GREEN LINE**'s thick-film diamond mounted points enable the secure machining of all glass ceramics commonly available on the dental market and are also suitable for grinding new composite types and hybrid ceramics.

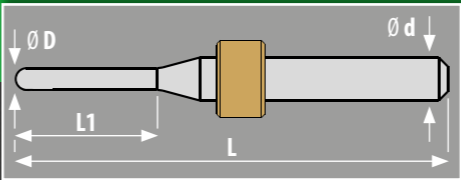
The **GREEN LINE** tools were developed for wet machining with **Ceramic Coolant 016**. The grinding tools were specially developed for use with WorkNC, and are directly matched to the templates the DCS System templates.











Special CAM software safety features also prevent damage to the restorations and holders during ceramic grinding procedures.

Only the system coordination of these specialized holders, materials, and various software systems make it possible to guarantee consistent, successful results.



HIGH-PERFORMANCE CERAMICS



	Item number	Milling materials	Shank d	Cutting edge D	Length L	Clearance L1	Grain
 20-220611	Conical grinder	Blue Blanks, Composite	6 mm	0.6 mm	50 mm	11 mm	Fine grain electroplating on carbide
 20-221011	Conical grinder	Blue Blanks, Composite	6 mm	1.0 mm	50 mm	11 mm	Fine grain electroplating on carbide
 20-221016	Conical grinder	Blue Blanks, Composite	6 mm	1.0 mm	50 mm	16 mm	Fine grain electroplating on carbide
 20-231011	Grinding pin	Blue Blanks, Composite	6 mm	1.0 mm	50 mm	11 mm	Fine grain electroplating on carbide
 20-232015	Grinding pin	Blue Blanks, Composite	6 mm	2.0 mm	50 mm	15 mm	Fine grain electroplating on carbide
 20-232518	Grinding pin	Blue Blanks, Composite	6 mm	2.5 mm	50 mm	18 mm	Fine grain electroplating on carbide
 20-050612	Conical grinder	Blue Blanks, Composite	6 mm	0.6 mm	50 mm	12 mm	Galvanic coating
 20-061012	Grinding pin	Blue Blanks, Composite	6 mm	1.0 mm	50 mm	12 mm	Galvanic coating
 20-062012	Grinding pin	Blue Blanks, Composite	6 mm	2.0 mm	50 mm	12 mm	Galvanic coating

At Dental Concept Systems, we enhance the tool surface, not just the tool head when grinding. However, many CAM systems only use modified milling strategies for grinding. It pays to be in the right partnership here.

GOOD TO KNOW!



MAGAZINES AND PICK-UP STATIONS

Dental Concept Systems offers various tool magazines for DC5™/DC7™ milling systems. The tool magazines can be changed in the machines and thus offer the user a new way of organisation. Different magazines can be prepared per user or material to be able to proceed purposefully. In many modern dental laboratories dental technicians already have their personally equipped milling tool magazines and use them on the milling systems as required.

If important components, such as blank holders, tool magazines, pick-up stations and stop rings are not used as original parts, the system manufacturer gives no warranty. Third-party manufacturers are not aware of exact manufacturing tolerances, basic settings and system changes!
This results in considerable damage to the systems!

WARNING!












Order now ...



20-901001

DCS-tool box

Case for better organization of milling tools with 6 mm shank in a protected environment. Care and storage of milling tools is particularly important for maintaining tool life and quality





	Article	Article description
 10-101001	DC5™ Tool magazine 10-tool, positions 01 - 10	Replaceable DC5™ tool magazine for 10 tools (6 mm shank) in pick-up stations
 10-101016	DC5™ Tool magazine 10-tool, positions 11 - 20	Replaceable DC5™ tool magazine for 10 tools (6 mm shank) in pick-up stations
 10-101017	DC5™ Tool magazine 10-tool, positions 21 - 30	Replaceable DC5™ tool magazine for 10 tools (6 mm shank) in pick-up stations
 10-101015	DC5™ Tool magazine 11-tool, positions 51 - 61	Replaceable DC5™ tool magazine for 11 tools (6 mm shank) in pick-up stations
 10-101010	DC7™ Tool magazine 20-tool, positions 01 - 20	Replaceable DC7™ tool magazine for 20 tools (6 mm shank) in pick-up stations
 10-101018	DC7™ Tool magazine 20-tool, positions 21 - 40	Replaceable DC7™ tool magazine for 20 tools (6 mm shank) in pick-up stations
 10-101019	DC7™ Tool magazine 20-tool, positions 41 - 60	Replaceable DC7™ tool magazine for 20 tools (6 mm shank) in pick-up stations
 10-201001	Pick-up station for DC1™ / DC5™ / DC7™	Pick-up station for the individual tool slots (6 mm shank) with spring and snap ring
 20-901002	DCS stop rings Set of 10	Metal DCS stop rings are suitable for milling tools (6 mm shank) in tool changers with pick-up Stations and collet chucks in high-frequency spindles.

CAD/CAM ACCESSORIES



MILLING TECHNOLOGY ACCESSORIES

A system is only as good as the coordination of its single components. Particular precision can only be achieved if there is sufficient cleanliness in the working areas of the machines. Regular maintenance of filter and cleaning systems with products from the manufacturer guarantees process reliability and prevents unnecessary equipment failures.

			Article	Article description
 10-102011	Suction basket suitable for Zubler® suction system V7000		Suction basket with connection suitable for Zubler® suction system V7000	
	 10-102019		Suction basket suitable for Zubler® suction system Z1 CAM	
	 1 ea 10-102008 3 - pack 10-102009		Filter bag (wide/white) suitable for Zubler® suction system V7000	
	 1 ea 10-102022 3 - pack 10-102023		Filter bag (wide/white) suitable for Zubler® suction system Z1 CAM	

		Article	Article description
	10-102028	DC1™ fine filter (set of 3)	The replaceable DC1™ fine filter strainer is inserted into the DC1™ collecting drawer in the top position and prevents blockages of the valves, filters or supply lines due to chips and impurities.
	10-102020	DC1™ filter mats (set of 6)	Two DC1™ Filter mats are inserted in the lowest position into the DC1™ collection drawer and prevents blockages of the valves, filters or supply lines due to chips and impurities.
	10-102016	DC5™ / DC7™ filter box	Filter box to prevent clogging of valves, filters or supply lines by chips. The chips can now be separated in advance through the filter box. The filter box is inserted into the coolant and lubricant containers of the DC5™ and DC7™ systems.
	10-102021	Diffuser module suitable for Zubler® suction system Z1 CAM / Z1 CAM PRO	The diffuser module with connection and floor bracket can optional be installed for DC5™ and DC7™ systems with Zubler Z1 CAM / Z1 CAM PRO extraction system and increases the separation efficiency of fine dust.
	10-102007	DC filter cartridge, wound	Wound filter cartridge for fluid filter systems in DCS devices
	56-200004	DCS key for filter cartridge holder	For easy replacement of the DCS filter cartridge
	10-102024	DCS cleaning slide	Cleaning slide for the removal of solid impurities and milling chips in the drain channels of the DC5™ and DC7™ systems under the collection drawer. Easy and fast handling.
	Grease gun: 10-102005 Grease cartridge: 10-102006	Grease gun	Grease gun for lubricating DCS milling systems. Direct connection suitable for all lubrication positions / grease nipples on DCS devices.



FLUIDS AND ACCESSORIES

Metal Coolant 014


Metal Coolant 014 cooling lubricant is specifically manufactured for the machining of difficult-to-machine metals such as CoCr steels, titanium and titanium alloys. **Metal Coolant 014** enables a high material removal rate and delivers impressive results, even when machining ultra-fine surfaces. Titanium and titanium alloys exhibit the desired surface shine after milling, and never appear dull or cloudy. Apart from good biocompatibility, **Metal Coolant 014** keeps the milling machine clean thanks to its low-foam properties and enables a clear view of the objects being machined. **Metal Coolant 014** was specially developed for the cooling and filter systems in DCS milling machines and precisely adapted to suit the DC milling tools.

Ceramic Coolant 016

Ceramic Coolant 016 has been specially manufactured for use in DCS cooling and filter systems, and for the grinding of commercially available glass ceramics, composites and hybrid ceramics. **Ceramic Coolant 016** was engineered to attain the highest standards of biocompatibility, machine cleanliness and economy. Long tool service life for employed mounted points and the gentlest possible machining of ceramic blocks enable pinpoint results even in small cavities. **Ceramic Coolant 016** delivers impressive surface finishes and stable grinding results for all the ceramic materials mentioned. There are no high maintenance costs or foam problems; handling is simple and the coolant long-lasting.

Metal Coolant 014 and **Ceramic Coolant 016** are available in pre-mixed ready-to-use containers or as concentrates that can be mixed with distilled water. The containers are simple to stack and re-usable. All coolant containers are matched to the volumes of the DCS cooling and filter systems.

	Article	Article description
	Ceramic Coolant 016 - 12 litre canister 10-102002	Abrasive for machining ceramics. Ready mixed in 12 litre canister.
	Ceramic Coolant 016 - 1 litre concentrate 10-102001	Abrasive for machining ceramics. Concentrate in 1 litre container.
	Metal Coolant 014 - 12 litre canister 10-102004	Coolant for machining titanium and titanium alloys. Ready mixed in 12 litre canister.
	Metal Coolant 014 - 1 litre concentrate 10-102003	Coolant for machining titanium and titanium alloys. Concentrate in 1 litre container.
	Refractometer 10-102026	The refractometer is a measuring device for determining the exact concentration of DCS coolants and lubricants. After evaporation, the exact proportion can be determined when refilling DCS concentrates.
	Cleaning puller with rubber lip 10-102025	Cleaning puller for the removal of liquid soiling in the machine interior. Simple and fast handling.





The special filter systems in DCS milling machines ensure a particularly long service life for lubricants and abrasives in continuous operation. In case of evaporation you can simply top up with distilled water. That's an enormous saving!
A clear advantage for customers with a DCS-system!


ADVANTAGE!











MILLING MACHINE ACCESSORIES

Components for inserting and measuring workpieces and tools must be checked regularly and replaced if worn. Accessories for DCS milling systems are subject to strict quality control by Dental Concept Systems and, like all components of the milling machines, are manufactured with the utmost with the utmost precision and care.

	Article	Article description
	DCS/Medentika PreFace® abutment holder M23	PreFace® abutment holder for DCS devices without automation/changer including accessories.
	DCS/Medentika PreFace® abutment holder M24 for DCS devices with work piece automation	PreFace® abutment holder for DCS devices with automation/changer including accessories.



	Article	Article description
	DCS Blue 44 workpiece holder for systems without automation	Workpiece holder for individual blank form Blue 44
	DCS Blue 44 workpiece holder for systems with automation	Workpiece holder for individual blank form Blue 44
	DCS workpiece holder for systems with automation	Workpiece holder for blanks in automation
	DCS workpiece holder for systems with automation	Workpiece holder for DCS Blue 44 and DCS/Medentika PreFace® abutment holder M24
	Spacer rings (set of 2) (golden anodized) for inserting 8 mm blanks	Set of 2 spacer rings for inserting into the blank holder for machines with and without automation to be able to process 8 mm thick blanks. Spacer rings are inserted into the holder under and above the blank and have a thickness of 1 mm each.
	DCS measuring pin manually	DCS measuring pin with 6 mm shank for pick-up holder with electrical supply for manual insertion into the high-frequency spindle.
	DCS measuring pin Automation	DCS Measuring pin with 6 mm shank for pick-up holder with flexible electrical supply cable for DC7™ systems.
	Digital precision caliper gauge	Digital precision caliper gauge for testing and checking workpieces and test specimens.





SCAN AND SUCTION PRODUCTS

To achieve optimal conditions when scanning documents for dental CAD/CAM applications, the right tools and a clean dust-free environment are important. The right particles, the scan sprays or powders, in optimal distribution and grain size determine the result. Avoiding reflections on smooth metal surfaces is a prerequisite for the fabrication of high-quality implant-supported superstructures and bar restorations.

It is particularly important to avoid contamination of optical camera systems in the scanning devices. For this purpose, special suction devices from Zubler are offered.

Order now ...

(blue) D-00054
(black) D-00055

Sticker
„Im Einsatz für die Zahntechnik“

Waterproof sticker for dental technicians
who want to clearly express their strong attachment
to their trade.



Article		Article description
 11-101010		Scanspray for smooth metal and plastic surfaces. Fine powder spray to improve the optical properties of objects when scanning for CAD/CAM applications. Especially suitable for implant-supported bar and superstructures.
 11-101012		Scanspray to improve the optical properties of gypsum models when they are scanned by laser or strip light scanner in dental CAD/CAM applications. High fluid content allows penetration of the scan powder into gypsum and cellulose surfaces. With low application and optimum optical properties.
 11-101021		Contrast powder for improving the optical properties of metal surfaces when scanned with a laser or strip light scanner. For application and spreading with a brush. For processing with all common fixing agents.
 19-010002		The R1700 Spraybox was designed for the extraction of particles when spraying models with scanning spray before scanning. The spraybox must not be used in the vicinity and on the same table level as optical scanning devices and requires a separate workstation.
 19-010003 (wall bracket) 19-010004		For extracting scan spray mist. The R1500 exhaust hood with flexible support arm can be easily positioned on the table and can be installed behind scanning devices in a higher level. (also available with wall bracket).

LEAVING TRACKS...



CAD/CAM Support online-ticket:
dental-concept-systems.com/support



Dental Concept Systems GmbH
Buchbrunnenweg 26
D - 89081 Ulm-Jungingen

Phone Office: + 49 (0) 731 14661122
Fax: + 49 (0) 731 14661199
www.dental-concept-systems.com



Distributed by:

Subject to technical changes.



130 Satellite Blvd NE Suite E
Suwanee, GA 30024

Web: www.zublerusa.com
Email: sales@zublerusa.com
Office: (770) 921-2131